



Knit a Baby Bonnet

for babies who are born prematurely



Community Integrated Care will donate knitted Baby Bonnets to special care, neonatal units, at NHS Hospitals.

Community Integrated Care and the Rugby League World Cup 2021 are inviting people who love to knit, the opportunity to create baby bonnets, for babies born prematurely.

Bonnets will be donated to NHS Hospitals in communities where Rugby League World Cup 2021 fixtures will be hosted. You can send us as many knitted bonnets as you like!

Did you know?



A Baby Bonnet provides warmth, protection, and cushioning for babies that require extra care and attention. Often, when babies are born prematurely, parents aren't fully prepared for arrival.

By donating a lovely hat for their newborn, we're hoping to reduce the worries of parents.

Get Involved!

On the following pages, we have provided a knitting pattern to follow, ranging from sizes very small, to large.

Inspired by the vibrant colours of the Rugby League World Cup 2021, we'd like you to use:

- ✓ **purple superwash wool**
- ✓ **superwash merino**

This is important, as these wash well and are comfortable for babies. Please **don't** use the following:



- ✗ Acrylic
- ✗ Cotton
- ✗ Bamboo
- ✗ Mohair
- ✗ Alpaca

These materials can be irritating for babies and their sensitive skin. Don't worry if you don't have purple, as we are happy with other colours!

Send us your Baby Bonnets!

Please send your bonnets and a note of your details, packaged by post to:

RLWC Baby Bonnets

Community Integrated Care
Old Market Court,
Miners Way
Widnes
WA8 7SP


Closing date for submission:

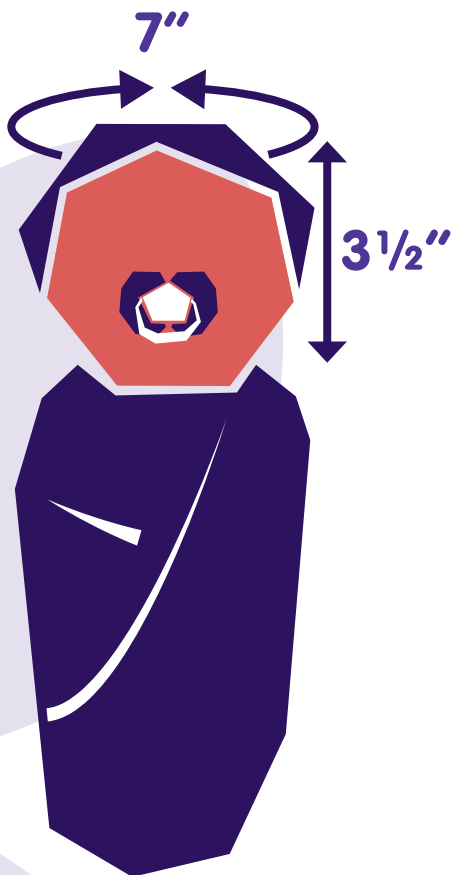
13th September, 2021

We want parents who receive your gift to know that others are thinking of them. We'd be delighted for you to tell us more about who you are and why you have got involved, so that we can pass on the message.

Please enclose in your note:

- Your name
- Age
- Contact details (if you want to be contacted by our charity)
- Your community group (if relevant)





Very Small Premature Baby Bonnet

7" circumference, 3 1/2" high

Using 4mm needles & DK yarn, cast on 36sts

1st Row: S1, knit to end of row

Repeat this row 15 times more

17th Row: S1, knit to end of row

18th Row: S1, purl to last st, k1

Repeat the last 2 rows three times more

Shape Top ~

Next Row: *K3, k2tog, repeat from * to last st, k1 (29sts)

Next Row: S1, purl to last st, k1

Next Row: *K2, k2tog, repeat from * to last st, k1 (22sts)

Next Row: S1, purl to last st, k1

Next Row: *K1, k2tog, repeat from * to last st, k1 (15sts)

Next Row: S1, purl to last st, k1

Next Row: K2tog across row to last st, k1 (8sts)

Cut the yarn leaving a 'tail'.

With a yarn needle, pull the yarn through all the remaining loops and secure

Sew up side seam and weave in ends.

Small Premature Baby Bonnet

8" circumference, 4" high

Using 4mm needles & DK yarn, cast on 41sts

1st Row: S1, knit to end of row

Repeat this row 17 times more

19th Row: S1, knit to end of row

20th Row: S1, purl to last st, k1

Repeat the last 2 rows four times more

Shape Top ~

Next Row: *K3, k2tog, repeat from * to last st, k1 (33sts)

Next Row: S1, purl to last st, k1

Next Row: *K2, k2tog, repeat from * to last st, k1 (25sts)

Next Row: S1, purl to last st, k1

Next Row: *K1, k2tog, repeat from * to last st, k1 (17sts)

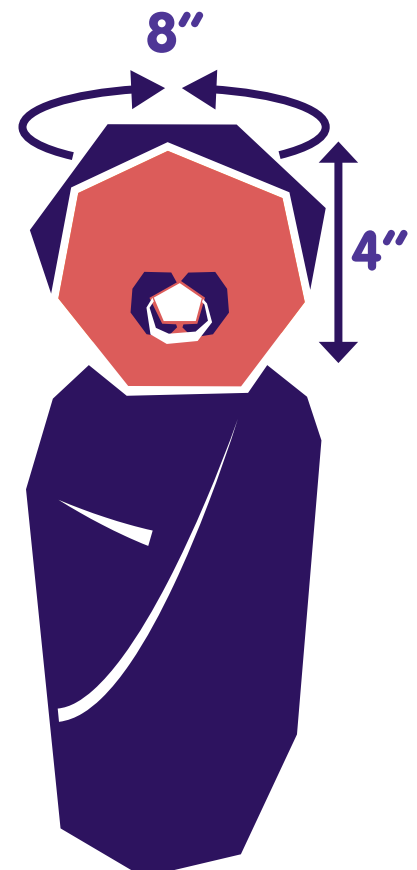
Next Row: S1, purl to last st, k1

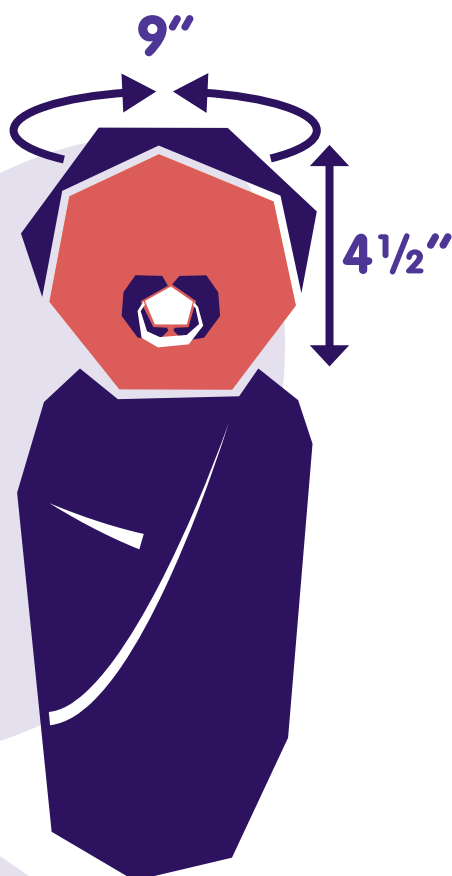
Next Row: K2tog across row to last st, k1 (9sts)

Cut the yarn leaving a 'tail'.

With a yarn needle, pull the yarn through all the remaining loops and secure

Sew up side seam and weave in ends.





Medium Premature Baby Bonnet

9" circumference, 4 1/2" high

Using 4mm needles & DK yarn, cast on 46sts

1st Row: S1, knit to end of row

Repeat this row 19 times more

21st Row: S1, knit to end of row

22nd Row: S1, purl to last st, k1

Repeat the last 2 rows five times more

Shape Top ~

Next Row: *K3, k2tog, repeat from * to last st, k1 (37sts)

Next Row: S1, purl to last st, k1

Next Row: *K2, k2tog, repeat from * to last st, k1 (28sts)

Next Row: S1, purl to last st, k1

Next Row: *K1, k2tog, repeat from * to last st, k1 (19sts)

Next Row: S1, purl to last st, k1

Next Row: K2tog across row to last st, k1 (10sts)

Cut the yarn leaving a 'tail'.

With a yarn needle, pull the yarn through all the remaining loops and secure

Sew up side seam and weave in ends.

Large Premature Baby Bonnet

10" circumference, 5" high

Using 4mm needles & DK yarn, cast on 51sts

1st Row: S1, knit to end of row

Repeat this row 21 times more

23rd Row: S1, knit to end of row

24th Row: S1, purl to last st, k1

Repeat the last 2 rows six times more

Shape Top ~

Next Row: *K3, k2tog, repeat from * to last st, k1 (41sts)

Next Row: S1, purl to last st, k1

Next Row: *K2, k2tog, repeat from * to last st, k1 (31sts)

Next Row: S1, purl to last st, k1

Next Row: *K1, k2tog, repeat from * to last st, k1 (21sts)

Next Row: S1, purl to last st, k1

Next Row: K2tog across row to last st, k1 (11sts)

Cut the yarn leaving a 'tail'.

With a yarn needle, pull the yarn through all the remaining loops and secure

Sew up side seam and weave in ends.

